



# ADEZZ

DESIGN TO GROW

Panels

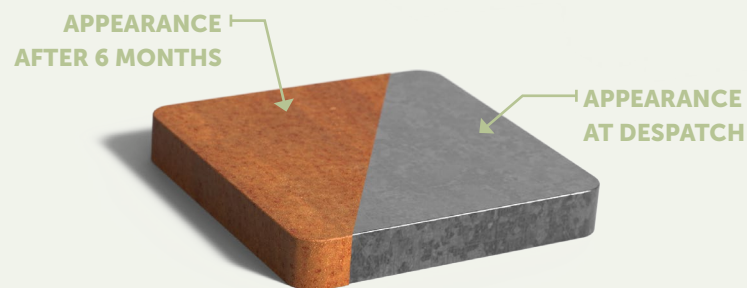


## Panels

Our panels can be used as a windbreak or to create a private corner in a garden. These panels are also striking works of art. We have a variety of beautiful designs and a basic design. They add an interesting extra dimension to a garden when set in lush greenery.



# Material corten steel



Corten steel panels give gardens a bold, warm look, thanks to the orange-brown patina on the metal. This patina is formed by a natural layer of rust. Another name for corten steel is weathering steel: weather conditions have a positive effect on these corten steel panels.

Corten steel is a metal alloy made by adding copper, phosphorus, silicon, nickel and chromium to iron. When exposed to air, the material forms a protective layer of rust. This natural coating prevents further corrosion so the panels will last for many years.

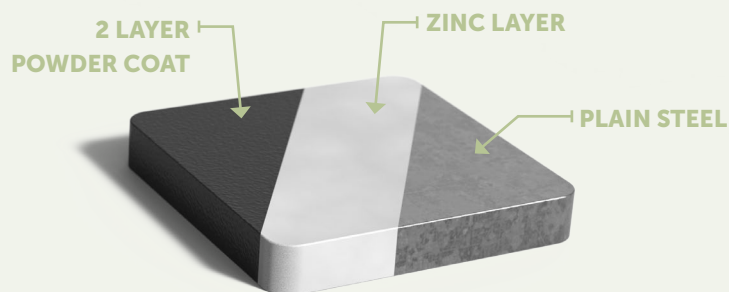
## SPECIFICATIONS

- 5-year guarantee.
- Corten steel panels are very robust, hard-wearing, weatherproof, low-maintenance and durable.
- The corten steel has a standard thickness of 2 mm.
- Double-folded sides provide stability and an attractive finish.
- Multiple mounting options: fix to the ground or attach to posts or walls.
- Easy-to-access fasteners make installation simple.
- Products are delivered without rust. The corten steel rusting process takes about 4-5 months, depending on weather conditions.
- The rust can be fixed by applying Owatrol. This is a penetrating rust inhibitor that forms a protective anti-rust coating. Owatrol protects the planter and stops the rust on corten steel flaking off.

## KEY POINTS TO NOTE

- Products should be unpacked immediately upon receipt to release any moisture trapped inside the packaging. If the product is left in its packaging, it may develop uneven rust patches.
- We do not recommend using corten steel within 2 km of a coastline.
- The weathering process may cause rust run-off.
- The guarantee expires if you drill or grind in a way that is not specified.
- Clean annually by hosing off dirt with clean tap water.

# Material coated steel



We manufacture our panels from galvanized steel. After the product is produced, it undergoes several post-processing steps. This includes roughening the material for better adhesion of the powder coating. The powder coating is applied with a strongly adhering primer. Finally, the panel is treated with a hard topcoat qualicoat class 2. These layers ensure that the product is scratch-resistant, corrosion-resistant, and of very good quality.

## SPECIFICATIONS

- 5-year warranty.
- Double folded edges that ensure stability and a nice finish of the panel.
- Various mounting methods: on the floor, between poles, or walls.
- Easy installation thanks to easily accessible fastening elements.
- The panel is made of galvanized steel, which is coated.
- Standard RAL colors are RAL 7016, RAL 7021, RAL 9005, and RAL 9016.

## KEY POINTS TO NOTE

- Products should be unpacked immediately upon receipt, so that any moisture between the packaging and the product is not trapped. This can cause difficult-to-remove stains.
- The warranty is void if drilling or grinding is done in a manner not prescribed.
- Clean annually by rinsing dirt off the panel with clean tap water and treating it with a cleaning agent. Do not use a pressure washer and/or scouring pad for this. This damages the coating.

## RAL COLOURS

Standard RAL colours are RAL 7016, RAL 7021, RAL 9005 and RAL 9016.

**Note!** Colours may vary from the image.



RAL 7016

RAL 7021

RAL 9005

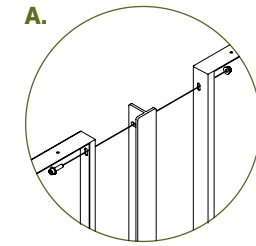
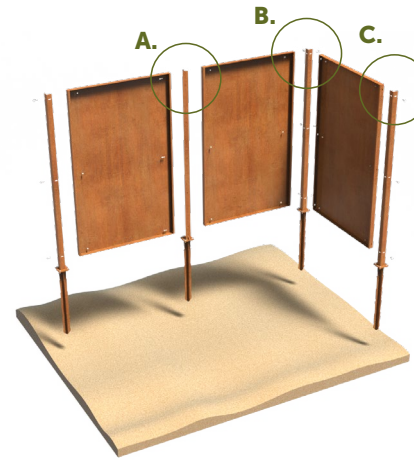
RAL 9016

# Installation

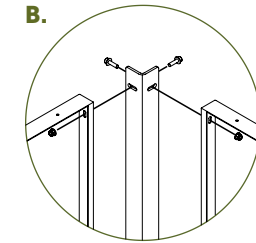
Corner and intermediate posts are mounted and placed in the same way. In just a few steps, you can enjoy your panel.

1. Attach the ground anchors to the posts.
2. Use an auger to drill a hole in the ground, as deep as the length of the ground anchor.
3. Place the ground anchor in the hole.
4. Fill the hole up to 2/3 with soil.
5. Level the posts.
6. Continue filling the hole until it is completely filled.

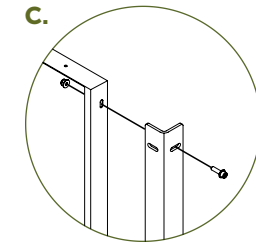
Thanks to the multifunctional intermediate posts, which have a T-profile, you can create various shapes. This allows you to use our panels for multiple applications.



ATTACHMENT OF INTERMEDIATE POST



ATTACHMENT OF CORNER POST




ATTACHMENT OF CORNER POST ENDS




# Posts

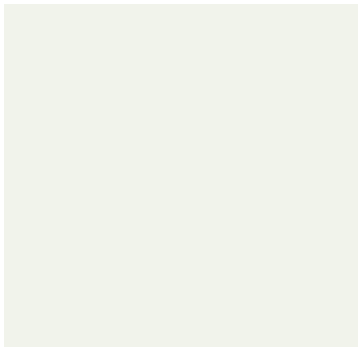
Complete your purchase with our stands. Click on the images for more information about the products.



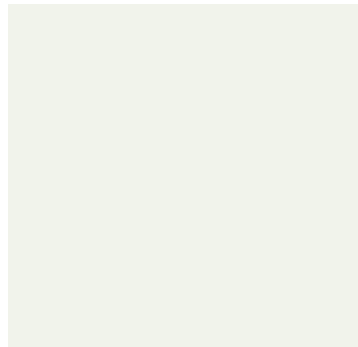
**INTERMEDIATE POST  
CORTEN STEEL**



**CORNER POST  
CORTEN STEEL**



**INTERMEDIATE POST  
COATED STEEL**



**CORNER POST  
COATED STEEL**



# Models

Click on the images for more information about the products.



NATURE



NATURE



NATURE



NATURE



NATURE



NATURE



# Models

Click on the images for more information about the products.



ABSTRACT



ABSTRACT



ABSTRACT



ABSTRACT



ABSTRACT




ABSTRACT



# Models


Click on the images for more information about the products.




ABSTRACT




ABSTRACT



ABSTRACT



ABSTRACT



BASIC



# Accessories

All our accessories meet the highest standards and are an highly suitable addition to our products. Click on the images for more information about the products.



## RUST ACCELERATOR

### CORTEN STEEL

Our corten steel products are delivered un-rusted and the weathering process will take approximately 4-5 months. This process can be accelerated with the BIO rust accelerator available on our website. Always read the descriptions on the packaging carefully before use.



## CORTEN STEEL VARNISH

### CORTEN STEEL

Corten varnish can be applied to the corten steel products to stop the weathering process. Always read the descriptions on the packaging carefully before use.



## CLEANER & PROTECTOR

### ALUMINIUM

We recommend cleaning our products at least twice a year. For optimal results, use the ADEZZ BIO Cleaner & Protector. Always read the descriptions on the packaging carefully before use.

# ADEZZ

DESIGN TO GROW

Spending time outdoors has soared in popularity over the last few years, becoming an increasingly important part of our daily lives. Our brands ADEZZ, FORNO and FURNS offer a diverse range of products guaranteed to enhance the outdoor experience. Our collections create an ambience in which you can enjoy your garden to the fullest.

All brands have their own character, but they are designed to work together, allowing you to create endless combinations. The materials, finishes and styles are repeated across the collections so that they coordinate beautifully. The result? A long-lasting, stylish garden design: from sleek edging to exclusive furniture and from sturdy fireplaces to elegant water tables.

We design and manufacture all our products in-house, ensuring that we can continue to provide the high quality that you have come to expect from us. And we do this at the most competitive price possible. All our products are made in Europe with the utmost care, so we can be sure that they meet our exacting standards.

ADEZZ© product information edition 4, 06 - 2024. This product information has been compiled with great care. It is nevertheless possible that it contains errors or is not up to date. We reserve the right to amend or change prices and images.

